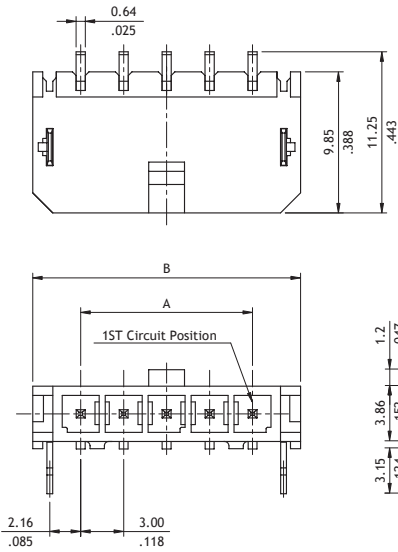



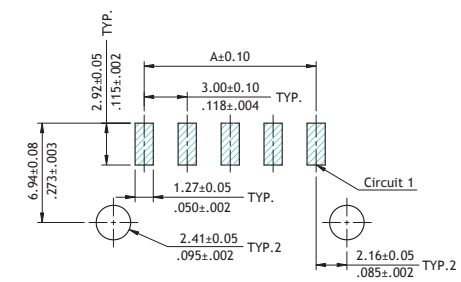
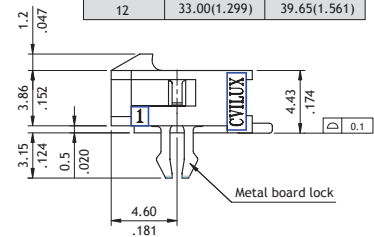
CP35 Series 3.00mm(.118") Single Row Side Entry SMT Headers

- ⊙ Mates with CP35 Connector
- ⊙ Shrouded header with PCB mounting pegs or board locks
- ⊙ Available straight and right angle solder Tails

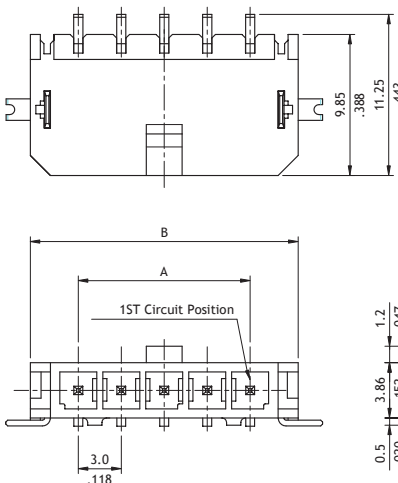
RoHS Compliant



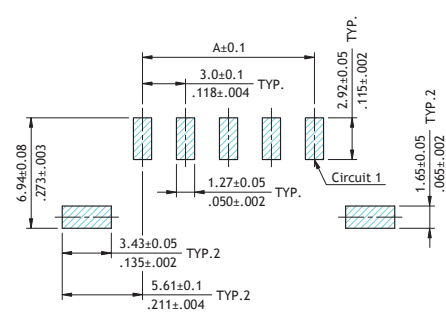
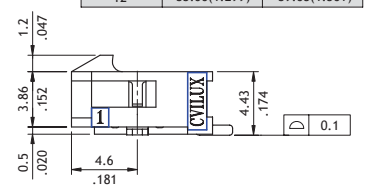
| CIRCUITS | DIM.A | DIM.B |
|----------|--------------|--------------|
| 2 | 3.00(.118) | 9.65(.380) |
| 3 | 6.00(.236) | 12.65(.498) |
| 4 | 9.00(.354) | 15.65(.616) |
| 5 | 12.00(.472) | 18.65(.734) |
| 6 | 15.00(.591) | 21.65(.852) |
| 7 | 18.00(.709) | 24.65(.970) |
| 8 | 21.00(.827) | 27.65(1.089) |
| 9 | 24.00(.945) | 30.65(1.207) |
| 10 | 27.00(1.063) | 33.65(1.325) |
| 11 | 30.00(1.181) | 36.65(1.443) |
| 12 | 33.00(1.299) | 39.65(1.561) |



Recommended PCB Layout



| CIRCUITS | DIM.A | DIM.B |
|----------|--------------|--------------|
| 2 | 3.00(.118) | 9.65(.380) |
| 3 | 6.00(.236) | 12.65(.498) |
| 4 | 9.00(.354) | 15.65(.616) |
| 5 | 12.00(.472) | 18.65(.734) |
| 6 | 15.00(.591) | 21.65(.852) |
| 7 | 18.00(.709) | 24.65(.970) |
| 8 | 21.00(.827) | 27.65(1.089) |
| 9 | 24.00(.945) | 30.65(1.207) |
| 10 | 27.00(1.063) | 33.65(1.325) |
| 11 | 30.00(1.181) | 36.65(1.443) |
| 12 | 33.00(1.299) | 39.65(1.561) |



Recommended PCB Layout

Ordering Code

① CP ② 35 ③ P ④ 1 ⑤ H ⑥ S ⑦ 0 - ⑧ S - ⑨ NH

- ① Series No.
- ② No. of Circuits: 02 to 12
- ③ P = Plug
- ④ Plating: 1 = Matte Tin over Nickel
*Optional plating available but MOQ requested
- ⑤ Contact Type: H = Side Entry
- ⑥ Mount Type: S = SMT Type

- ⑦ Other Options:
0 = With Metal board lock
T = With With Fixed Tabs
(Available for Tape & Reel)
- ⑧ S= Single Row Header
- ⑨ Process: -LF = For Lead Free soldering process
-NH = For Lead Free soldering process and Halogen-Free